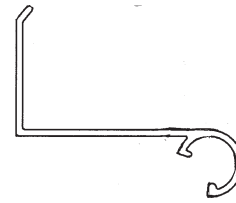


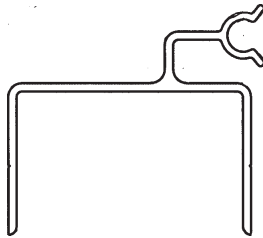
.050 ALUMINUM

Code: 3002300 Full Panel White
 3003300 Half Panel White



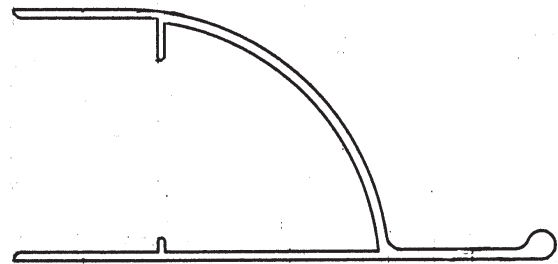
PANEL AWNING HINGE

Code: 8652021 21.5' Mill
 8652321 21.5' White
 0.473 lb/ft



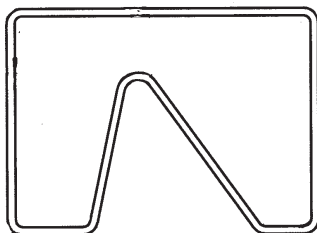
PANEL AWNING HEADER

Code: 1295020 20.25' Mill
 1295320 20.25' White
 0.573 lb/ft



PANEL AWNING SILL

Code: 1294020 20.25' Mill
 1294320 20.25' White
 0.967 lb/ft



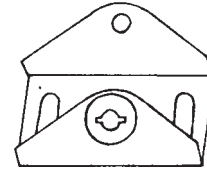
PANEL AWNING JAMB

Code: 1293020 20.5' Mill
 1293320 20.25' White
 0.842 lb/ft



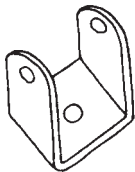
RING AND THUMB SCREW

Code: 2504000 Thumb Screw
2502000 Ring



LARGE CAMEL BRACKET

Code: 2488000 Mill Finish



U BRACKET

Code: 2506000 Mill Finish



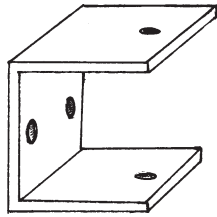
NYLON WASHER FRAME

Code: 2444000 Black




AWNING ARM
With Ring and Thumb Screw

Code: 14121__ Anodized




LARGE ARM WALL BRACKET

Code: 1298000 4" Mill Finish




7/8" SERRATED TUBE

Code: 1400120 20' Anodized
0.132 lb/ft



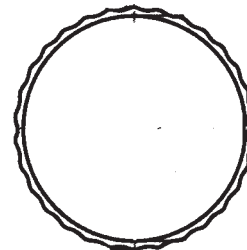
1" SERRATED TUBE

Code: 1402120 20' Anodized
0.151 lb/ft



1 1/4" SERRATED TUBE

Code: 1296120 20' Anodized
0.482 lb/ft



1 3/8" SERRATED TUBE

Code: 1297120 20' Anodized
0.198 lb/ft